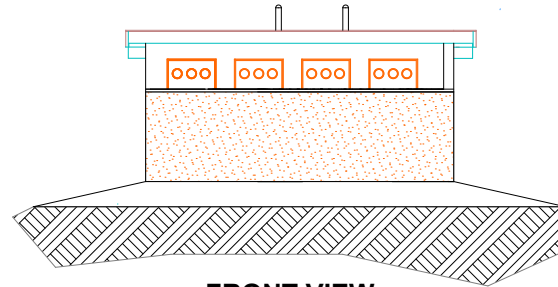
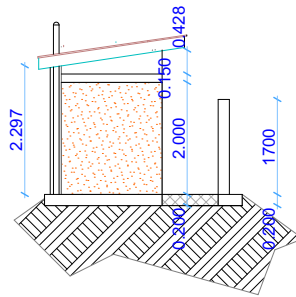


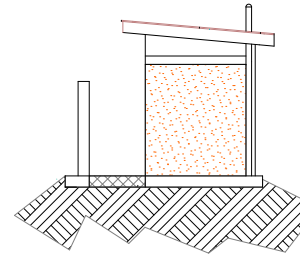
Back view



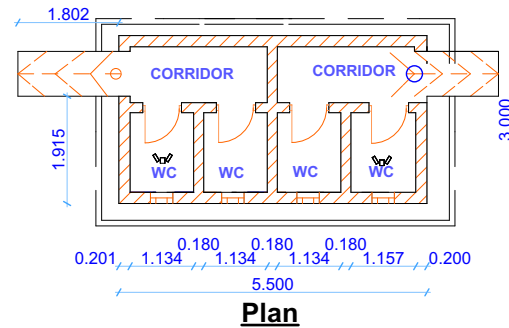
FRONT VIEW



side view 1



side view 2



Plan

Staff' s Toilet for the Isolation Unit

No.	Desc-	Qty	Size
1	W1	4	400x500
windows schedule			
Doors schedules			
No.	Desc-	Qty	Size
1	D1	4	700x2000

- Note:**
1. The pit is constructed
 2. Roof is done supported with timber poles carpent wall
 3. Revise the plumping and electrical works