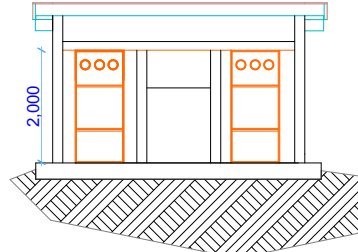
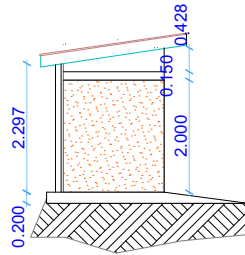


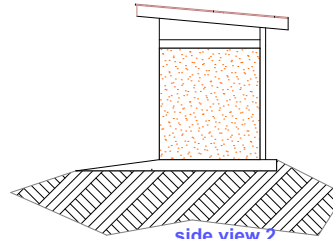
Back view



FRONT VIEW

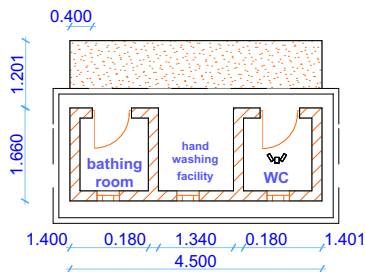


side view 1



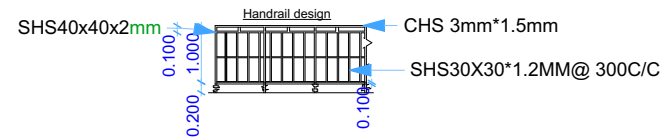
side view 2

No.	Desc-	Qty	Size
1	W1	3	400x500
windows schedule			
Doors schedules			
No.	Desc-	Qty	Size
1	D1	2	700x2000



Plan

- Note:**
1. The pit is constructed
 2. Roof is done supported with timber poles carpert wall
 3. Revise the plumping and electrical works



Patients Toilet construction and Handrails design