CORDAID JUBA
10 SEP 2024
SOUTH SUDAN

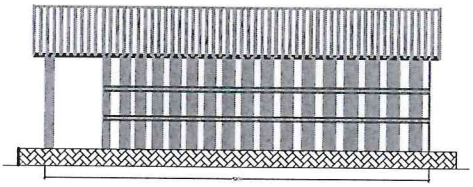

Front View Elevation

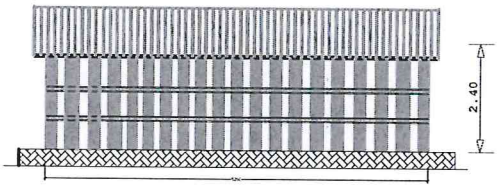


Back View Elevation

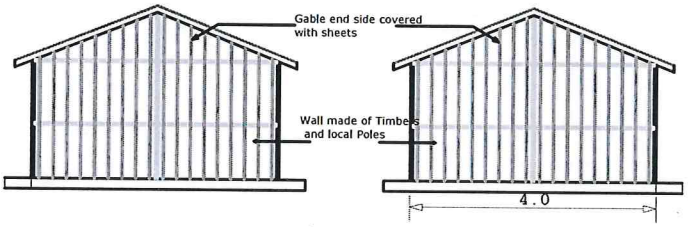


Side View Elevation

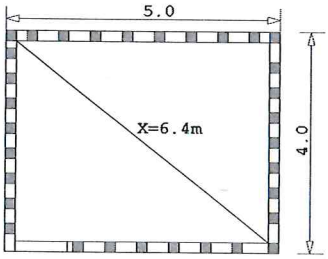


Floor Plan

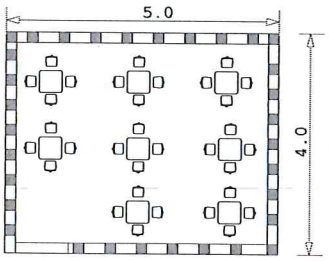


Floor Plan

**CONSTRUCTION NOTES**

1. DIMENSIONS:
All dimensions are in millimeters unless stated otherwise. All dimensions to be checked on site prior to construction. Written dimensions to be followed in preference to scaled dimensions.

2. CONSTRUCTION:
All load bearing walls to be constructed in solid well burnt clay brick of atleast 3.0N/sq.mm characteristic compressive strength complying with BS 5628 Part 1 1978; Structural use of unreinforced masonry. c/s (1:4) all stages
*Damp proof course shall be 3ply bituminous felt or approved equivalent.
*Murram filling shall be laid in layers not exceeding 250mm, optimum moisture achieved and compacted to 98% mod AASHTO.
*Permanent air vents to be provided to doors and windows. All windows and external doors to have ornamental patterned steel burglar proof grilles to owners specifications.

3. PLUMBING AND DRAINAGE WORK:
a). All plumbing and drainage work to comply with M.O.H requirements. SVP's to be uPVC and Deep sealtraps to all fittings connected to S.V.Ps or waste pipes.

| No: | Date | Revision/Issue |
|---|---|---|
| | Aug 2024 | Issued for Construction Planning |

PROJECT:
**Establishment of Eatry Using Local Materials for CNVs**

ARCHITECT:

Client: Community Nutrition Volunteers

*Title:*
EATRY

Drawn by: Cordaid Engineer | Chol Deng
Scales: 1 : 100 | Date: August 2024
Sheet No: 1 of 1