


Sides 2x0.361m dimension

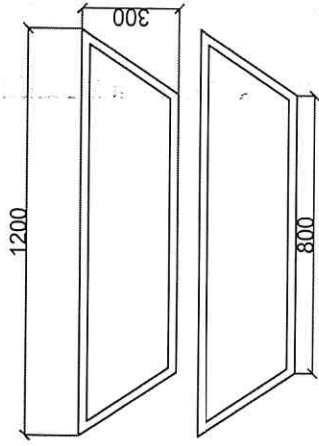


PLAN

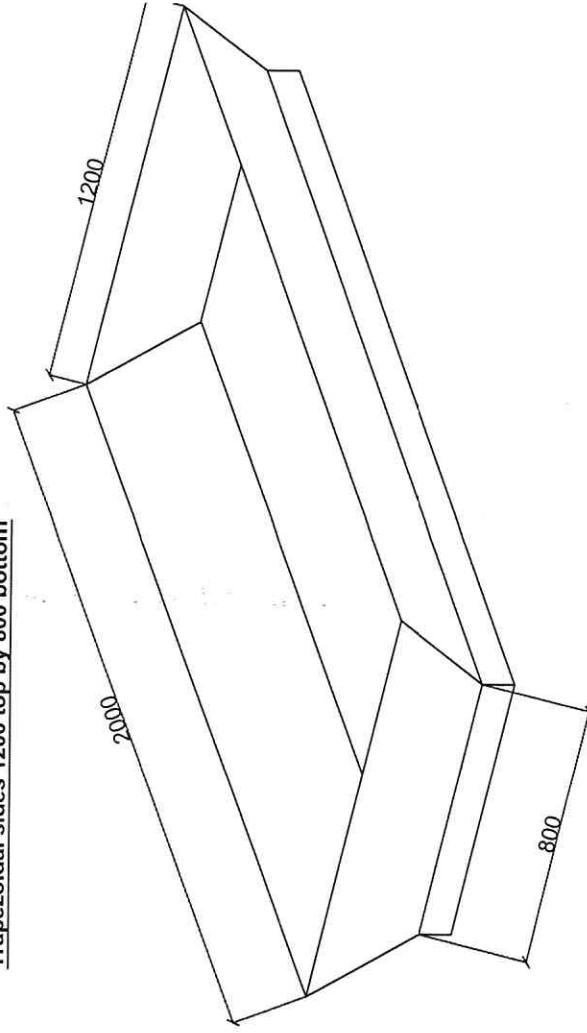
2000

800

1.5mm thick, Angle bars to provide a frame for the trough  
 2mm thick mild steel sheet used in lining the body of the trough



Trapezoidal sides 1200 top by 800 bottom



Time 2011 Engineering  
 11/10/2018

Trapezoidal Animal trough with the above dimensions on 100mm high 1.5mm thick, mild steel hollow section with three bottom supports as per the stand plan above.